



A Tradition of Quality and Innovation

For over 100 years, the Bosch name has stood for quality and reliability. Bosch is the global supplier of choice for innovative technology, backed by the highest standards for service and support.

Bosch Security Systems proudly offers a wide range of security, safety, communications and sound solutions that are relied upon every day in applications around the world, from government facilities and public venues to businesses, schools and homes.

Bosch Security Systems, Inc.

130 Perinton Parkway
Fairport, NY 14450 USA
Phone: 800.289.0096
Fax: 585.223.9180
For more information please visit
www.boschsecurity.us

© Bosch Security Systems, Inc.
2011 Modifications Reserved
Printed in United States | 11/11



AutoDome Series


An intelligent camera system designed for ease



BOSCH

Invented for life





Imageology – the science of surveillance

Bosch has perfected the study of Imageology. Each step of image usability is guided by an uncompromising vision to push the limits, to look beyond the standard and set the direction for security surveillance. The result is security products that provide comprehensive integration and exceptional image quality for every application, every environment.

The AutoDome series delivers state-of-the-art technology for optimal image clarity, camera handling and sensitivity. Available in standard definition with 550 TVL or high definition with 1080p resolution, AutoDome analog and IP day/night cameras provide exceptional image quality in a wide range of lighting conditions.

High quality video day and night

In scenes with bright and dark areas, AutoDome dramatically improves the dynamic range by as much as 128 times.

In fading light, SensUp automatically slows shutter speeds to increase sensitivity by more than 50 times.

At night, infrared contrast with enhanced IR sensitivity produces clear images in low light environments.

Precise control

AutoDome’s privacy masks can be configured with three, four or five corners, allowing you to cover shapes that are more complex. Choose among black, white or blurred masks—an essential option when privacy is required but motion detection is still necessary.

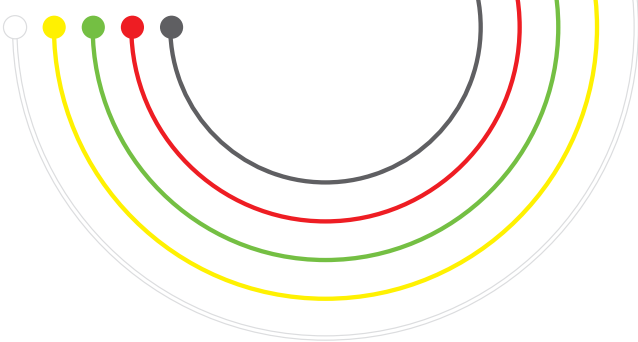
Designed for ease

The AutoDome series is designed to be exceptionally easy to use. Pre-terminated, color-coded wiring and a quick connect system between the camera and mount make AutoDomes faster to install than other pan-tilt-zoom domes.

Seamless integration

All AutoDome IP models also conform to the Open Network Video Interface Forum (ONVIF) standard to enable simplified integration with other vendors’ systems.

Pre-terminated, color-coded wiring.



Tested tough for reliability

Bosch subjects the AutoDome to the most comprehensive and rigorous battery of endurance tests in the industry, so you can be assured of years of reliable operation. Housings resist vandalism, water ingress, corrosion, ultraviolet rays, and impact. A heater/blower prevents fogging down to -40°C (-40°F).

Join the movement

Whatever your application, AutoDome cameras are field proven, used in commercial and industrial environments throughout the world.

Bosch’s superior customer service and technical support teams back every AutoDome camera. We’ll help you make the most of your security investment.





AutoDome 600 Series Analog


The powerful AutoDome 600 cameras feature 550 TVL and 28x or 36x optical zoom for an increased monitoring range with fewer cameras. High performance, progressive scan digital imaging delivers sharp video even when moving objects are present.

Intelligent features

The affordable 600 Series offers built-in motion detection and AutoTrack II, which continuously follows an object even if it passes behind a privacy mask. Bosch's unique virtual masking technology ignores any extraneous motion, such as swaying trees, making it ideal for both indoor and outdoor environments.

Key Applications:

- ▶ Transportation
- ▶ Commercial
- ▶ Corrections
- ▶ Education
- ▶ Gaming



AutoDome 700 Series IP

AutoDome 700 Series Day/Night IP Cameras provide progressive scan video with 28x or 36x optical zoom. Wide dynamic range technology captures all the important details in scenes with bright and dark areas, and a Sodium Vapor White Balance mode eliminates color distortion from street or tunnel lamps.

Advanced intelligence

The 700 Series IP cameras come with embedded Intelligent Video Analysis (IVA) software already enabled. One AutoDome pan-tilt-zoom camera can analyze up to 10 different scenes for loitering, line crossing and other threats.

Simultaneous streaming for flexible viewing

You can select high resolution video for recording with H.264 compression and use a low-latency H.264 Baseline Profile stream for live viewing and PTZ control. Simultaneously, a lower resolution stream can be transmitted to a storage medium, while a JPEG image is sent to a hand-held device.



Key Applications:

- ▶ Airports
- ▶ Industrial facilities
- ▶ Parking garages
- ▶ Traffic and transportation



AutoDome Junior HD

AutoDome Junior HD is a rugged, compact camera available in pan-tilt-zoom or fixed dome versions. Measuring nearly half the size of our standard AutoDome cameras, they are ideal for indoor applications that require discreet surveillance. Use a mix of PTZ and fixed models in areas where both highly-detailed images and aesthetics are important.



Key Applications:

- ▶ Retail
- ▶ Banking
- ▶ Casinos
- ▶ Government or commercial buildings

Uncompromising vision

You'll enjoy increased awareness and easier identification with the AutoDome Junior HD's 10x zoom and 1080p resolution, which provides more pixels per target object.

Efficient image capture and storage

H.264 Main Profile compression, multiple streams, bandwidth throttling and multicasting capabilities provide the best image quality and resolution while making efficient use of bandwidth and storage.

Easy installation

Fixed camera models allow you to commission the camera from a remote head-end unit, eliminating the need for hands-on focusing. Once the camera is configured, use the built-in Web interface to remotely position it and fix its location.



AutoDome 800 Series HD



The AutoDome 800 series is ideal for applications that require irrefutable video evidence even at great distances. Powerful optics with an integrated 20x optical zoom autofocus day/night camera deliver sharp images in outdoor environments, and HD imaging makes it easier to identify small objects or license plates.

More pixels, more possibilities

AutoDome 800 Series HD Cameras see it all, and so will you. 1080p resolution at 30 images per second delivers six times the detail level of standard definition cameras.

Simplified recording and storage

Built-in iSCSI support allows the AutoDome 800 Series to stream video directly to an iSCSI RAID array, and advanced H.264 compression technology reduces storage requirements.

The higher pixel densities captured by all AutoDome HD cameras enable optimized performance of Intelligent Video Analysis. AutoDome HD cameras feature embedded analytics already enabled to improve detection for security risks.



HD

Key Applications:

- ▶ Traffic and transportation
- ▶ Industrial sites
- ▶ Government facilities
- ▶ Parking garages